



Window & Door  
Technology



# Systematic versatility

Roto Solid B – the butt hinge range for PVC doors

# One range, many advantages

Growth at Roto Door with the new  
Roto Solid B butt hinge range

Hinges are discreet yet pivotal elements in entrance doors. They may look unremarkable, but they fulfil important functions. The new butt hinge range in the Solid B portfolio is made up of two- and three-part hinges which are seamlessly integrated into the existing door design thanks to their slim shaping.

The butt hinges impress with their ease of installation, impressive security and a consistently attractive design. This is backed up by the high quality and innovativeness of Roto as a global brand. And a sophisticated systematic concept that makes Roto Solid B especially appealing for many door designs. This is because all of the versions have one thing in common: the standardised basic structure. This reduces the complexity and saves time during installation and adjustment, ultimately unlocking many different design options.



# With strong inner values

Precise adjustment thanks to the internal adjustment mechanism

## Continuous gasket compression, height and lateral adjustment

The wide variety of adjustment possibilities in six directions allows the door leaf to be perfectly fitted in the frame. This achieves excellent tolerance compensation on the installed door, in particular for the gasket compression.

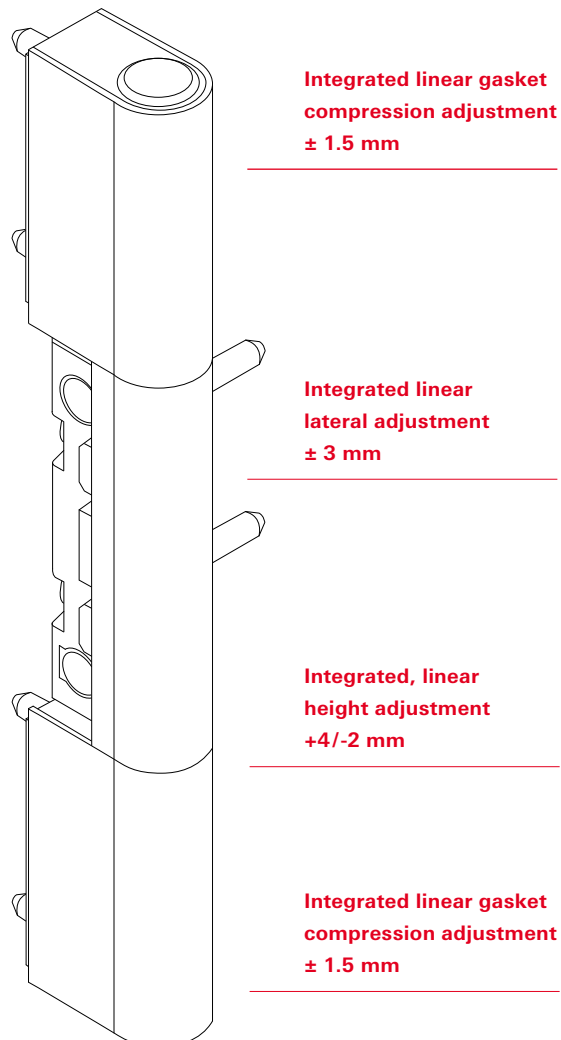
- Gasket compression:  $\pm 1.5$  mm
- Lateral:  $\pm 3$  mm
- Height:  $+4 / -2$  mm

## Precise alignment

The internal adjustment mechanism moves the door precisely into position – and makes the butt hinges look attractive from the outside.

## Simple fitting

Adjustments are quick and easy: a 4 mm hex key is all you need to precisely adjust the leaf – without even having to unhinge the door.



## Versions for various applications and demands

Anything is possible: Roto Solid B meets the most diverse architectural demands. With installation versions for different purposes and applications, nothing is stopping you from meeting even the very highest of demands.



### **Rebate-screwed for a simple design**

Discreet: the door leaf ends flush in the frame and is integrated elegantly into the existing door design. This version is especially suited to doors with panels filling the leaf on both sides and is compatible with hardware grooves of 16, 20 and 24 mm. A third fixing screw can be used if even greater stability is needed.



### **Overlap-screwed for maximum sealing**

Prevents the ingress of air indoors, even in very windy conditions. The most common overlap areas are covered with just one hinge version.

## Time saving thanks to ease of installation

Roto Solid B has been designed to make doors easy and safe to install. This reduces the machining time and the complexity in the operation steps.

- Direct mounting of the butt hinges in the frame and leaf simplifies installation.
- Less work required thanks to preassembly of the hinges.
- Drilling jigs simplify installation.
- Easy hinging and unhinging – even with a low door lintel.

# Design for the highest demands

Butt hinges elegantly complete any door design. With their small hinge diameter of 18 or 22 mm, they look sleek and unobtrusive. Regardless of the setting, the external form is always harmonious – no offset outlines or gaps spoil the pleasing appearance.

## Uniform design

The Roto Solid B range of butt hinges is an integrated system for light to heavy doors.




## Attractive selection of colours

Match any main door colour: Roto Solid B offers freedom of design with its wide range of colours.



Black



White



Dark brown



Stainless-steel  
look



Natural silver



Gold

Colours may differ from the ones shown here.



# An integrated range

Roto Solid B is part of a proven portfolio that incorporates exemplary mechanics and excellent product safety as a matter of course. All four versions in the product range are incredibly impressive. The two-part butt hinges can support

door leaves weighing up to 120 kg, the three-part butt hinges up to 160 kg. This high load-bearing capacity and the advantages of the standardised adjustment mechanisms make these butt hinges an elegant solution for PVC doors.

## Long-lasting security

At Roto, modern door technology also always means long-lasting quality: the reliable durability of the butt hinges has been tested in accordance with DIN EN 1935 over 200,000 opening cycles. Uncompromising surface quality is achieved

as standard thanks to the superb corrosion resistance in accordance with DIN EN 1670 class 5. The butt hinges are designed for burglary inhibition in accordance with RC 2 as standard, offering increased security for properties.

**Two-part butt hinges 218 P and 222 P**



**Three-part butt hinges 318 P and 322 P**



Installation	Overlap-screwed		Rebate-screwed	
Description	218 P	222 P	218 P	222 P
Hinge diameter	Ø18 mm	Ø22 mm	Ø18 mm	Ø22 mm
Leaf weight	Up to 80 kg	Up to 120 kg	Up to 80 kg	Up to 120 kg
Hinge length	143 mm			
Height adjustment	+4 / -2 mm			
Gasket compression adjustment	± 1.5 mm			
Lateral adjustment	± 3 mm			

Overlap-screwed		Rebate-screwed	
318 P	322 P	318 P	322 P
Ø18 mm	Ø22 mm	Ø18 mm	Ø22 mm
Up to 120 kg	Up to 160 kg	Up to 120 kg	Up to 160 kg
188 mm			
+4 / -2 mm			
± 1.5 mm			
± 3 mm			



**From a single source:**  
**Optimum hardware systems to meet all challenges**

**Window**

Hardware systems for windows and balcony doors

**Sliding**


Hardware systems for large sliding windows and sliding doors

**Door**

Matching hardware technology everything about doors

**Equipment**

Additional technology for windows and doors



**Location finder**

