




Stainless Steel SHUTTER FITTINGS





	Code Number		Description		Package
	660041		FRAME PIVOT GR1		16
	660042		FRAME PIVOT GR2		16
	660043		FRAME PIVOT GR3		16

	650041		SASH HINGE GR1		12
	650042		SASH HINGE GR2		12
	650043		SASH HINGE GR3		12


	630041		SASH HINGE ANGLED GR1		8
	630141				
	630042		SASH HINGE ANGLED GR2		8
	630142				
	630043		SASH HINGE ANGLED GR3		8
	630143				


	100000		TEMPLATE		1
					

	Code Number		Description		Package
	640018		CENTRAL HINGE		12
					4 x 226025 2 x 226035


	651000		SASH HINGE		20
					2 x 226025 1 x 226035

(A)

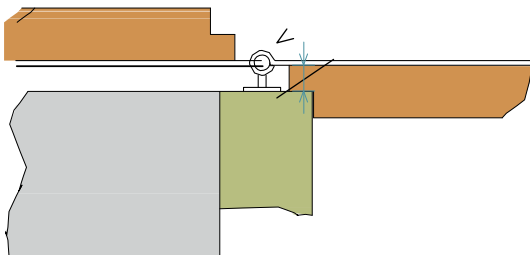
	661000		FRAME HINGE FOR REBATE 22mm		12
					3 x 226025

	655000		SASH HINGE FOR FLUSH FRAME-SASH		20
					2 x 226025 1 x 226035

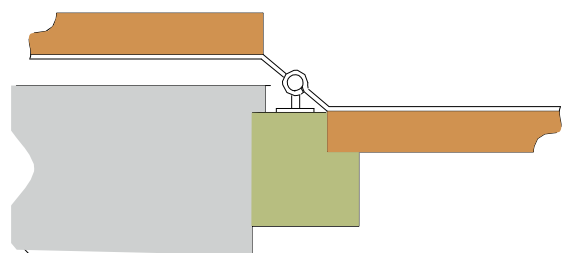
(B)



	665000		FRAME HINGE FOR FLUSH FRAME-SASH		12
					3 x 226025

(A)







(B)



















	Code Number		Description		Package
	640100		HINGE -R- FRENCH TYPE		24
	640000		HINGE -L- FRENCH TYPE		6 x 213932 


	946600		SINGLE LEAF LATCH		12
					5 x 214025 


	945201		SINGLE LEAF LATCH WITH LOCK		16
					



	945202		TWO LEAVES LATCH WITH LOCK		16
					



	945233		ROD GUIDE		20
					2 x 214025 
	945231		SPACER FOR ROD GUIDE		200


	Code Numbe		Description		Pagkage
	946201		SINGLE LEAF LATCH		20
					8 x 214025 
	946202		TWO LEAVES LATCH (W/O HANDLE)		10
					8 x 214025 
	940135		HANDLE (2 nd LEAF)		20
					3 x 214025 
 Ø9mm	103150		ROD 9mm L= 1500mm		10
	103250		ROD 9mm L= 2500mm		10
	103300		ROD 9mm L=3000mm		10
	103463		STRIKER PIN		20
					2 x 214025 
	103464		STRIKER PIN DOUBLE		2 x 214232 
	103138		HOOK BRACKET FOR MOULTIPLE SASHED		20
					2 x 214025 

	Code Number		Description		Package
	670001		WINDOW SHUTTER CATCH GR1 FOR SASH 55mm		10
	670002		WINDOW SHUTTER CATCH GR2 FOR SASH 110mm		8

	671001		DOOR SHUTTER CATCH GR1 FOR SASH 55mm		10
	671002		DOOR SHUTTER CATCH GR2 FOR SASH 110mm		8




	109000		AUTOMATIC FALL SHUTTER STOP		24
					

	109002		SPACER 6mm FOR AUTOMATIC FALL SHUTTER STOP		48
	109001		SUPPORT FOR AUTOMATIC SHUTTER STOP		24





	105001		AUTOMATIC AND ADJUSTABLE SHUTTER STOP GR1		10
	105002		AUTOMATIC AND ADJUSTABLE SHUTTER STOP GR2		10

	Code Number		Description		Package
	214025		SCREW INOX 4x25 CYLINDER HEAD		100
	226025		SCREW TORX INOX 6x25		100
	226035		SCREW TORX INOX 6x35		100
	214232		SCREW INOX 4,2X32		100
	234035		SCREW INOX 4,0x35 COUNTER SUNK HEAD		50
	213932		SCREW INOX 3,9x32 COUNTER SUNK HEAD		
	241016		WASHER FOR PIVOT (1,5 mm)		50

CALCULATION TABLE OF FITTINGS FOR SHUTTER THICKNESS 40mm
 Installation of shutters directly on the window frame

Reveal in cm, from - to	7,5cm – 11,2cm	11,3cm – 15,5cm	15,6cm – 21,5cm
	660041	660042	660043
	650041	650042	650043
	630041L 630141R	630042L 630142R	630043L 630143R

CALCULATION TABLE OF FITTINGS FOR SHUTTERS
 For flush insertion of shutters into a shutter frame

Reveal in cm, from - to	4cm	11,2cm – 15cm	15,1cm – 20cm
	660041	660042	660043
	651000		
		650041	650042
		630041L 630141R	630042L 630142R



ΘΕΣΣΑΛΟΝΙΚΗ
ΒΙ.ΠΕ. Σίνδου Οδός Α7 Αρ.34
570 22 Θεσσαλονίκη
Τηλ.: 2310 796950
Fax : 2310 796783
info@eurotechnica.gr
www.eurotechnica.gr

ΑΘΗΝΑ
Ελ. Βενιζέλου 232
16341 Ηλιούπολη, Αθήνα
Τηλ.: 210 9953623 - 9959397
Fax : 210 9959398
euroath@otenet.gr
www.eurotechnica.gr